

## Using Zoom for Your Next Visit

1. Use your smart phone's camera app to scan the QR code for your device:

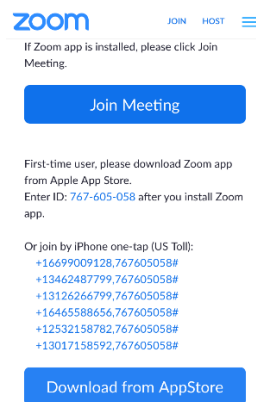
Android:



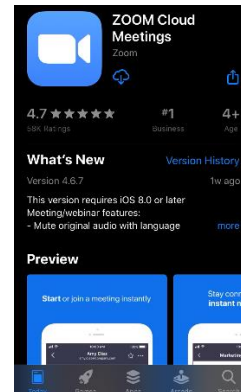
Apple iOS:



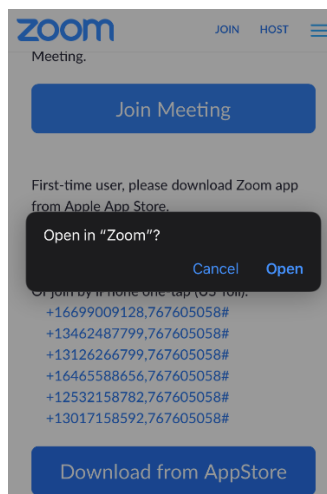
Or, wait for your invitation to arrive via text and use the download feature.



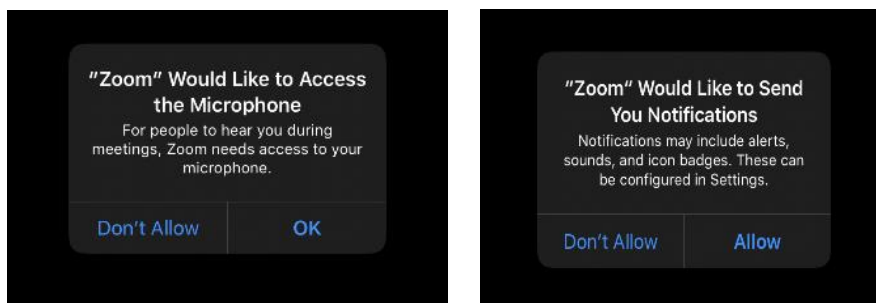
Download



2. When download is complete, return to your text invitation and tap “Join Meeting”.



3. Please tap “OK” when asked for microphone access. Notifications are not required, so you can tap “Don’t Allow” or “Allow”.



4. You have now joined the Zoom meeting. Tap “Call using Internet Audio”.

